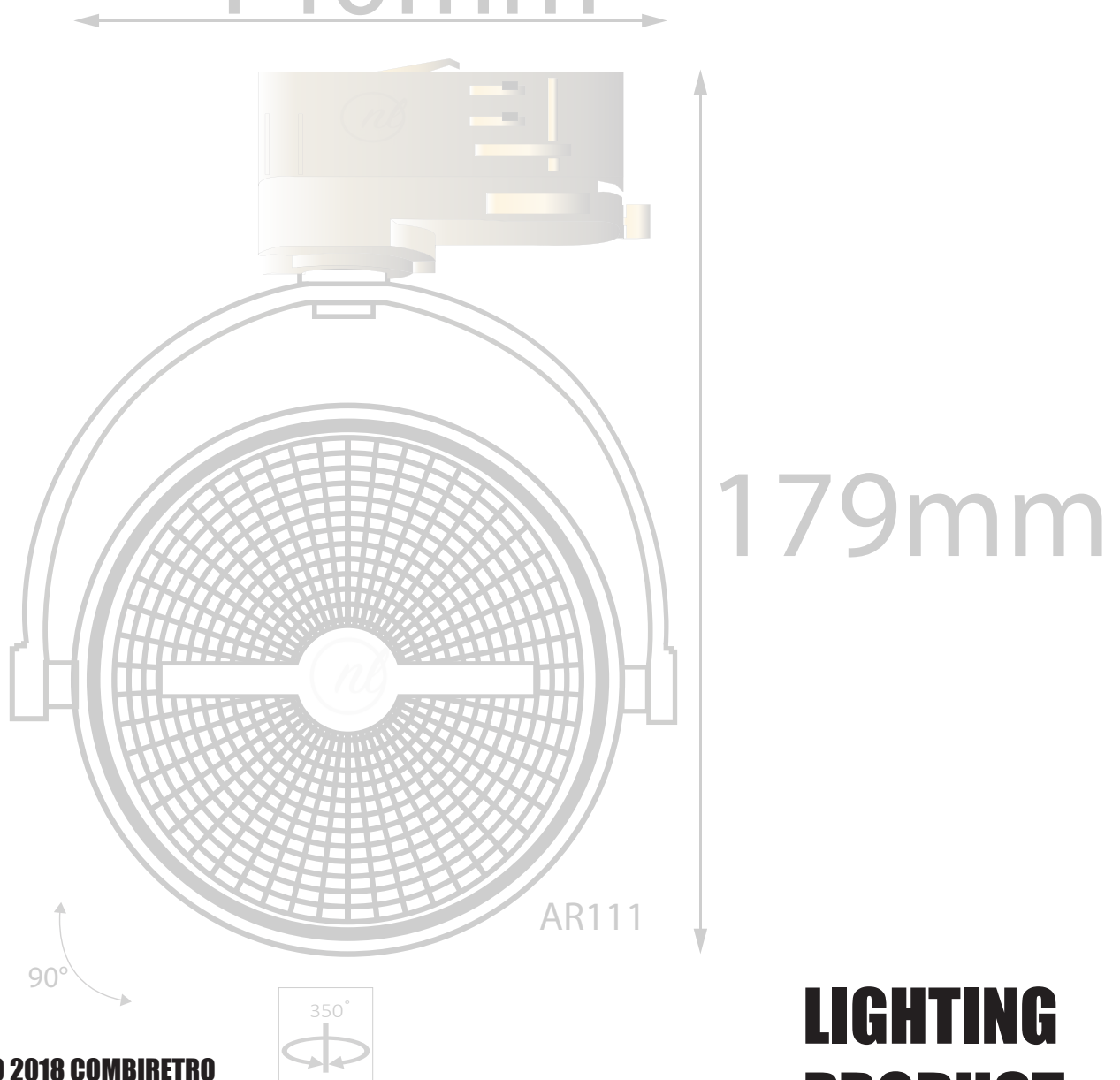


NELUX ARCHITECTURAL LIGHTING



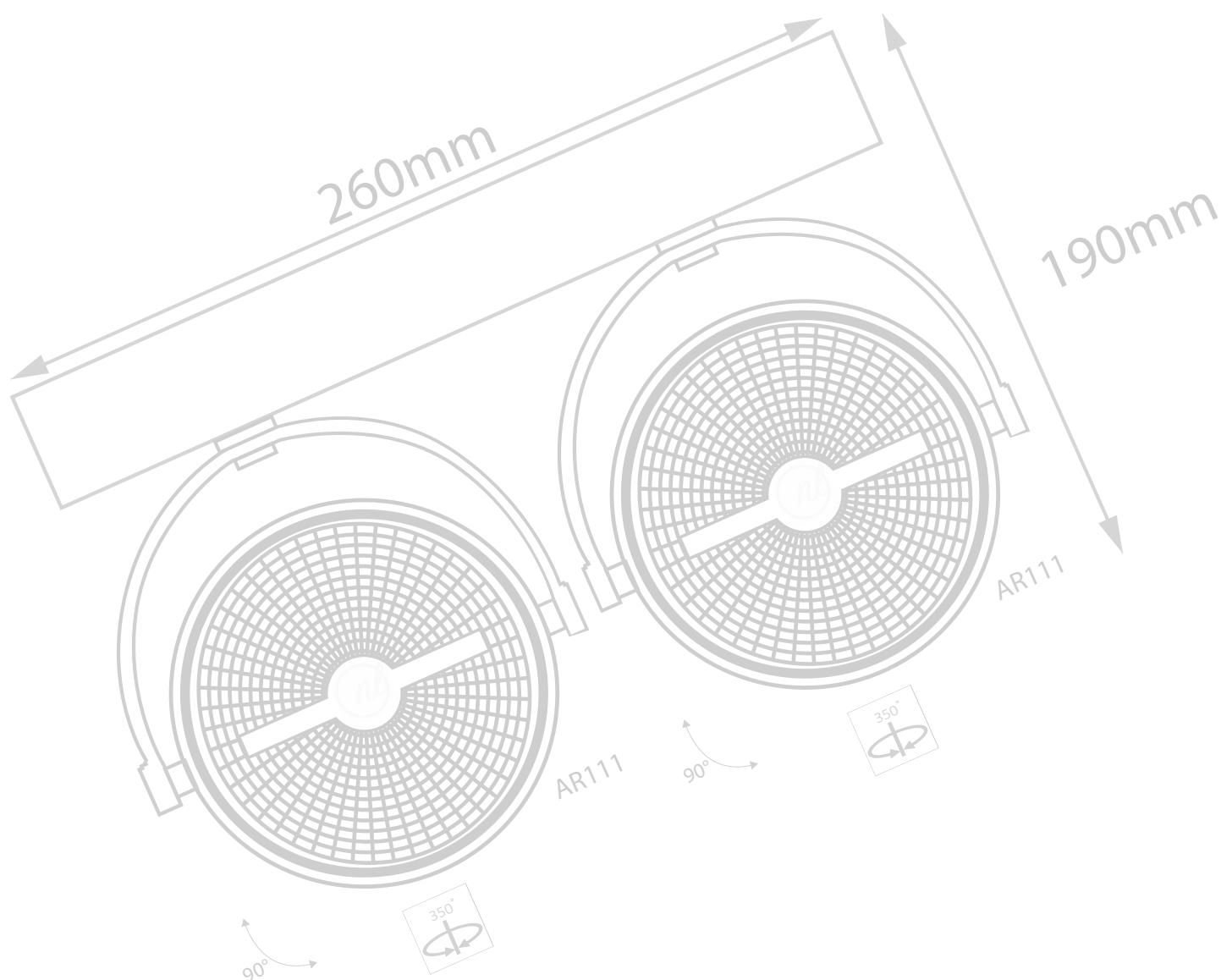
JULY/JULIO 2018 COMBIRETRO

Nelux CombiRetro es una excelente opción para proporcionar iluminación LED en tus proyectos.

El reequipamiento es el cambio que se hacen a los elementos de una luminaria con el propósito de aplicar nuevas tecnologías optimizando sin modificar en su totalidad la estructura original.

Con la serie CombiRetro proporcionamos unos modernos productos de gran diseño con los que puede utilizar las lamparas/bombillas con tecnología led GU10, AR111, E27 consiguiendo un ahorro importante en la factura energetica y unos diseños de vanguardia.

Esperando que todos estos productos sean de su interes en la aplicacion de nuevos proyectos.



COMBI RETRO

Spotlight



Spotlight



Cardan



Cardan



COMBI RETRO

Pendant



AR111



CR12082P

Recessed



AR111



CR138182R



CR1002R

Surface



AR111



CR1082S



CR130190S-1



CR260190S-2



CR380190S-3

Surface



GU10



CR103S

Track Spotlight



E27

Track Spotlight



GU10

Track Spotlight



AR111



CR1005K



CR1006K



CR1004K



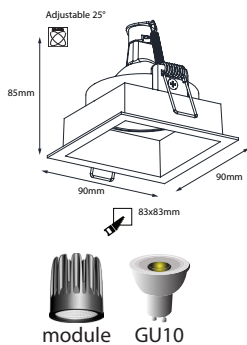
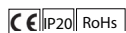
CR140179

Spotlight

COMBI 1009

The lamp housing is made from die-casting aluminum, paint sprayed in white, grey or black. Emitting angle is adjustable apply to QR-CB51, GU10, Led PAR16 and our Led Module 5W,7W.

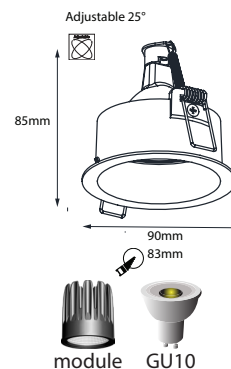
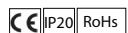
Applications: Hotel, Apartments, Villas, Residences, Restaurants, Cafe, Home, ...



COMBI 1008

The lamp housing is made from die-casting aluminum, paint sprayed in white, grey or black. Emitting angle is adjustable apply to QR-CB51, GU10, Led PAR16 and our Led Module 5W,7W.

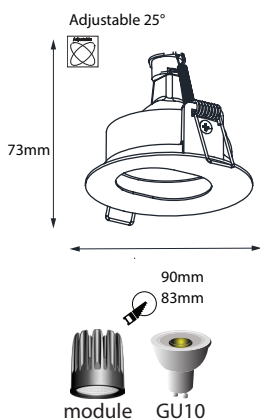
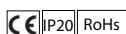
Applications: Hotel, Apartments, Villas, Residences, Restaurants, Cafe, Home, ...



COMBI 1007

The lamp housing is made from die-casting aluminum, paint sprayed in white, grey or black. Emitting angle is adjustable apply to QR-CB51, GU10, Led PAR16 and our Led Module 5W,7W.

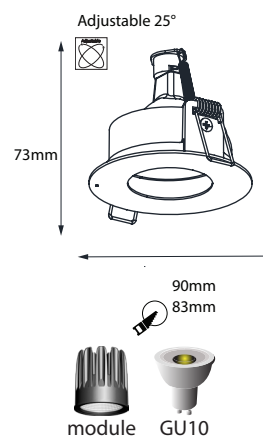
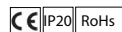
Applications: Hotel, Apartments, Villas, Residences, Restaurants, Cafe, Home, ...



COMBI 1006

The lamp housing is made from die-casting aluminum, paint sprayed in white, grey or black. Emitting angle is adjustable apply to QR-CB51, GU10, Led PAR16 and our Led Module 5W,7W.

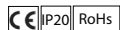
Applications: Hotel, Apartments, Villas, Residences, Restaurants, Cafe, Home, ...



COMBI 1005

The lamp housing is made from die-casting aluminum, paint sprayed in white, grey or black. Emitting angle is adjustable apply to QR-CB51, GU10, Led PAR16 and our Led Module 5W,7W.

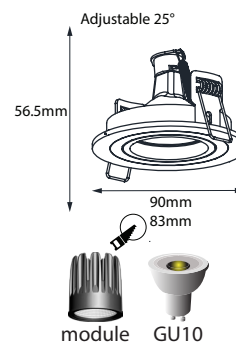
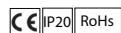
Applications: Hotel, Apartments, Villas, Residences, Restaurants, Cafe, Home, ...



COMBI 1004

The lamp housing is made from die-casting aluminum, paint sprayed in white, grey or black. Emitting angle is adjustable apply to QR-CB51, GU10, Led PAR16 and our Led Module 5W,7W.

Applications: Hotel, Apartments, Villas, Residences, Restaurants, Cafe, Home, ...

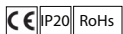


Spotlight


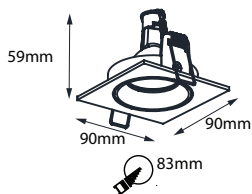
COMBI 1003 

The lamp housing is made from die-casting aluminum paint sprayed in white, grey or black. Emitting angle is adjustable apply to QR-CB51, GU10, Led PAR16 and our Led Module 5W,7W.

Applications: Hotel, Apartments, Villas, Residences, Restaurants, Cafe, Home, ...



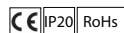
Adjustable 25°



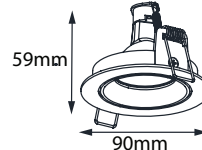
COMBI 1002 

The lamp housing is made from die-casting aluminum paint sprayed in white, grey or black. Emitting angle is adjustable apply to QR-CB51, GU10, Led PAR16 and our Led Module 5W,7W.

Applications: Hotel, Apartments, Villas, Residences, Restaurants, Cafe, Home, ...



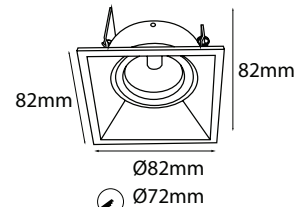
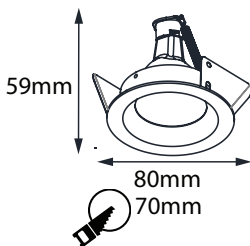
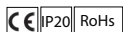
Adjustable 25°




COMBI 1001 

The lamp housing is made from die-casting aluminum paint sprayed in white, grey or black. Emitting angle is adjustable apply to QR-CB51, GU10, Led PAR16 and our Led Module 5W,7W.

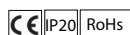
Applications: Hotel, Apartments, Villas, Residences, Restaurants, Cafe, Home, ...




COMBI C1010 

The lamp housing is made from aluminum, frame form die-casting paint sprayed in white, grey or black. Emitting angle is adjustable apply to QR-CB51, GU10, Led PAR16.

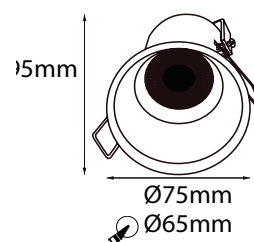
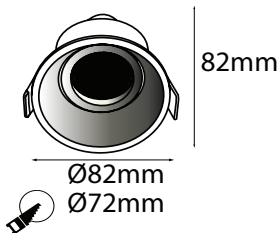
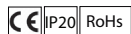
Applications: Hotel, Apartments, Villas, Residences, Restaurants, Cafe, Home, ...




COMBI C1011 

The lamp housing is made from aluminum, frame form die-casting paint sprayed in white, grey or black. Emitting angle is adjustable apply to QR-CB51, GU10, Led PAR16 and our Led Module 5W,7W.

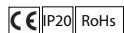
Applications: Hotel, Apartments, Villas, Residences, Restaurants, Cafe, Home, ...




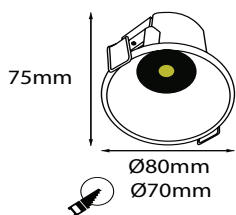
COMBI C1012 

The lamp housing is made from aluminum, frame form die-casting paint sprayed in white, grey or black. Emitting angle is adjustable apply to GU10,

Applications: Hotel, Apartments, Villas, Residences, Restaurants, Cafe, Home, ...



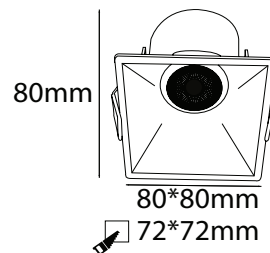
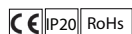
Spotlight



COMBI C1013

The lamp housing is made from aluminum die-casting paint sprayed in white, grey or black. Emitting angle is adjustable apply to QR-CB51, GU10, Led PAR16 and our Led Module 5W,7W.

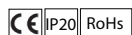
Applications: Hotel, Apartments, Villas, Residences, Restaurants, Cafe, Home, ...



COMBI C1014

The lamp housing is made from aluminum, frame form die-casting paint sprayed in white, grey or black. Emitting angle is adjustable apply to QR-CB51, GU10, Led PAR16 and our Led Module 5W,7W.

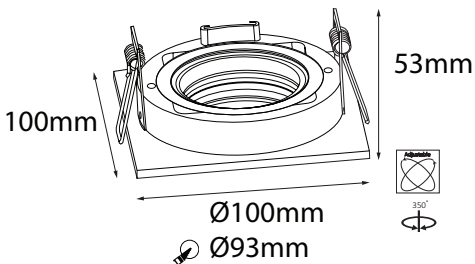
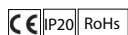
Applications: Hotel, Apartments, Villas, Residences, Restaurants, Cafe, Home, ...



CR10053

The lamp housing is made from aluminum by die-casting ,paint sprayed in white, grey or black. Emiting angle is adjustable apply to QR-CB51, GU10, Led PAR16.

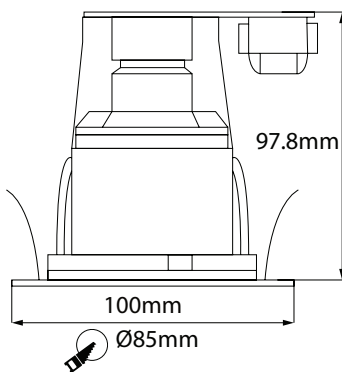
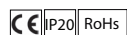
Applications: Hotel, Apartments, Villas, Residences, Restaurants, Cafe, Home, ...



CR10098

The lamp housing is made from aluminum ,paint sprayed in white, grey or black. Emiting angle is adjustable apply to QR-CB51, GU10, Led PAR16.

Applications: Hotel, Apartments, Villas, Residences, Restaurants, Cafe, Home, ...

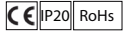


Cardan

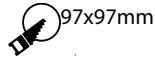
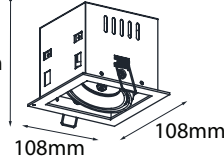
COMBI C2001

The lamp housing is made from aluminum, frame form die-casting paint sprayed in white, grey or black. Emitting angle is adjustable apply to QR-CB51, GU10, Led PAR16 and our Led Module 5W,7W.

Applications: Hotel, Apartments, Villas, Residences, Restaurants, Cafe, Home, ...



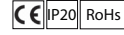
Adjustable +30° -30°




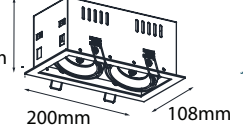
COMBI C2002

The lamp housing is made from aluminum, frame form die-casting paint sprayed in white, grey or black. Emitting angle is adjustable apply to QR-CB51, GU10, Led PAR16 and our Led Module 5W,7W.

Applications: Hotel, Apartments, Villas, Residences, Restaurants, Cafe, Home, ...



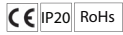
Adjustable +30° -30°



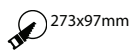
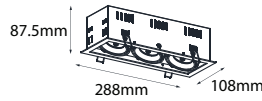
COMBI C2003

The lamp housing is made from aluminum, frame form die-casting paint sprayed in white, grey or black. Emitting angle is adjustable apply to QR-CB51, GU10, Led PAR16 and our Led Module 5W,7W.

Applications: Hotel, Apartments, Villas, Residences, Restaurants, Cafe, Home, ...



Adjustable +30° -30°



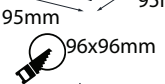
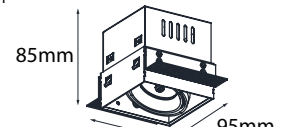
COMBI C2001TL

The lamp housing is made from aluminum, frame form die-casting paint sprayed in white, grey or black. Emitting angle is adjustable apply to QR-CB51, GU10, Led PAR16 and our Led Module 5W,7W.

Applications: Hotel, Apartments, Villas, Residences, Restaurants, Cafe, Home, ...



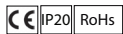
Adjustable +30° -30°



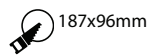
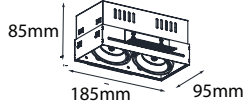
COMBI C2002TL

The lamp housing is made from aluminum, frame form die-casting paint sprayed in white, grey or black. Emitting angle is adjustable apply to QR-CB51, GU10, Led PAR16 and our Led Module 5W,7W.

Applications: Hotel, Apartments, Villas, Residences, Restaurants, Cafe, Home, ...



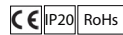
Adjustable +30° -30°



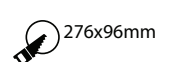
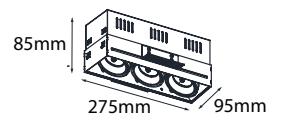
COMBI C2003TL

The lamp housing is made from aluminum, frame form die-casting paint sprayed in white, grey or black. Emitting angle is adjustable apply to QR-CB51, GU10, Led PAR16 and our Led Module 5W,7W.

Applications: Hotel, Apartments, Villas, Residences, Restaurants, Cafe, Home, ...



Adjustable +30° -30°



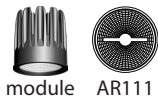
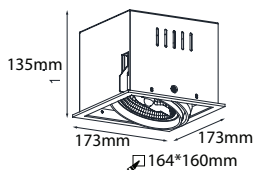
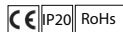
Cardan

CR2101



The outer shell is made from cold roll steel, middle part from die-casting aluminium, spray painted in white or black, inner ring parts tiltable 30° horizontal direction, 20° vertical direction.
Light source 1*AR111.

Applications: Hotel, Apartments, Villas, Residences, Restaurants, Cafe, Home, ...

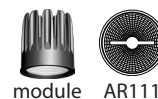
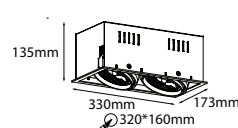
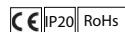


CR2102



The outer shell is made from cold roll steel, middle part from die-casting aluminium, spray painted in white or black, inner ring parts tiltable 30° horizontal direction, 20° vertical direction.
Light source 2*AR111.

Applications: Hotel, Apartments, Villas, Residences, Restaurants, Cafe, Home, ...

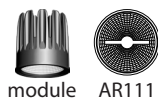
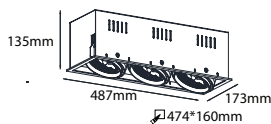
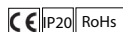


CR2103



The outer shell is made from cold roll steel, middle part from die-casting aluminium, spray painted in white or black, inner ring parts tiltable 30° horizontal direction, 20° vertical direction.
Light source 3*AR111.

Applications: Hotel, Apartments, Villas, Residences, Restaurants, Cafe, Home, ...

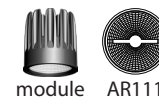
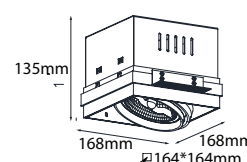
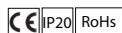


CR2101TL Trim-less



The outer shell is made from cold roll steel, middle part from die-casting aluminium, spray painted in white or black, inner ring parts tiltable 30° horizontal direction, 20° vertical direction.
Light source 1*AR111.

Applications: Hotel, Apartments, Villas, Residences, Restaurants, Cafe, Home, ...

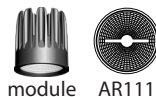
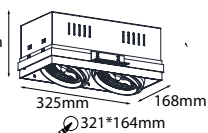
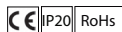


CR2102TL Trim-less



The outer shell is made from cold roll steel, middle part from die-casting aluminium, spray painted in white or black, inner ring parts tiltable 30° horizontal direction, 20° vertical direction.
Light source 2*AR111.

Applications: Hotel, Apartments, Villas, Residences, Restaurants, Cafe, Home, ...

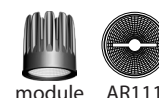
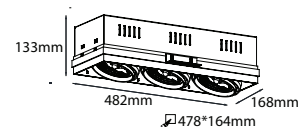
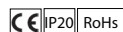


CR2103TL Trim-less



The outer shell is made from cold roll steel, middle part from die-casting aluminium, spray painted in white or black, inner ring parts tiltable 30° horizontal direction, 20° vertical direction.
Light source 3*AR111.

Applications: Hotel, Apartments, Villas, Residences, Restaurants, Cafe, Home, ...

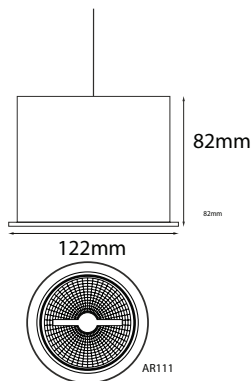


Pendant


CR12082P 

The lamp housing is made from pure aluminum paint sprayed in white or black. Emitting angle is adjustable apply to AR111 12W or 15W available in 8°, 24° and 40°

Applications: Hotel, Apartments, Villas, Residences, Restaurants, Cafe, Home, ...

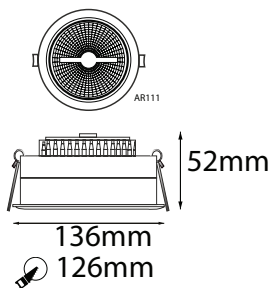
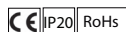



Recessed

COMBI C1002R 

The lamp housing is made from aluminum, frame form die-casting paint sprayed in white, grey or black. Emitting angle apply to AR111

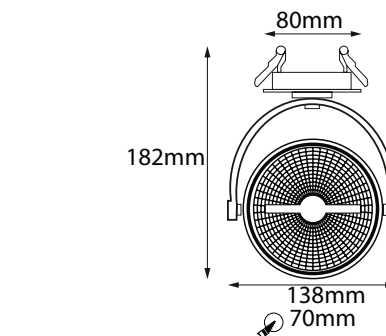
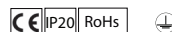
Applications: Hotel, Apartments, Villas, Residences, Restaurants, Cafe, Home, ...




CR138182R 

The lamp housing is made from pure aluminum paint sprayed in white or black. Emitting angle is adjustable apply to AR111 12W or 15W available in 8°, 24° and 40°

Applications: Hotel, Apartments, Villas, Residences, Restaurants, Cafe, Home, ...







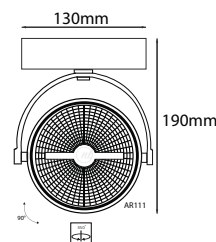
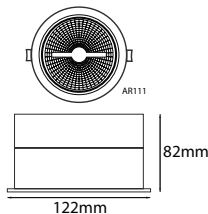
Surface


CR12082S 

The lamp housing is made from pure aluminum paint sprayed in white or black.
Emitting angle is adjustable apply to AR111 12W or 15W available in 8°, 24° and 40°

Applications: Hotel, Apartments, Villas, Residences, Restaurants, Cafe, Home, ...


   




CR130190S-1 

The lamp housing is made from pure aluminum paint sprayed in white or black.
Emitting angle is adjustable apply to AR111 12W or 15W available in 8°, 24° and 40°

Applications: Hotel, Apartments, Villas, Residences, Restaurants, Cafe, Home, ...





   

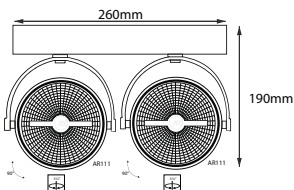



CR260190S-1 

The lamp housing is made from pure aluminum paint sprayed in white or black.
Emitting angle is adjustable apply to 2*AR111 12W or 15W available in 8°, 24° and 40°

Applications: Hotel, Apartments, Villas, Residences, Restaurants, Cafe, Home, ...

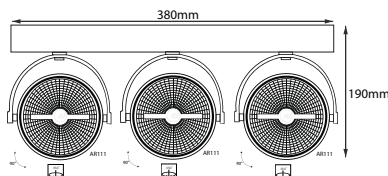


CR380190S-3 

The lamp housing is made from pure aluminum paint sprayed in white or black.
Emitting angle is adjustable apply to 3*AR111 12W or 15W available in 8°, 24° and 40°

Applications: Hotel, Apartments, Villas, Residences, Restaurants, Cafe, Home, ...




   

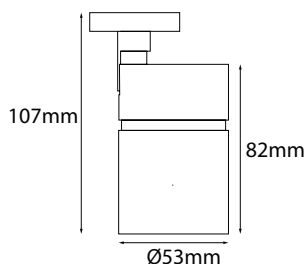


CR5382S 


The lamp housing is made from aluminum frame from die-casting paint sprayed in white, grey or black.
Emitting angle is adjustable apply to QR-CB51, GU10, Led PAR16.
Surface mounted

Applications: Hotel, Apartments, Villas, Residences, Restaurants, Cafe, Home, ...

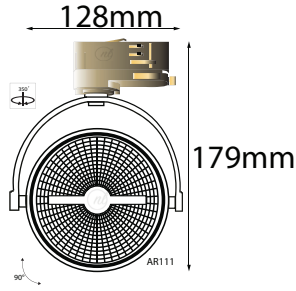
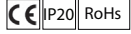


Track Spotlight

COMBI C1001K 

The lamp housing is made from aluminum, frame form die-casting paint sprayed in white, grey or black. Emiting angle is adjustable apply to AR111, 3 Phase 4 Wire Adaptor

Applications: Hotel, Apartments, Villas, Residences, Restaurants, Cafe, Home, ...



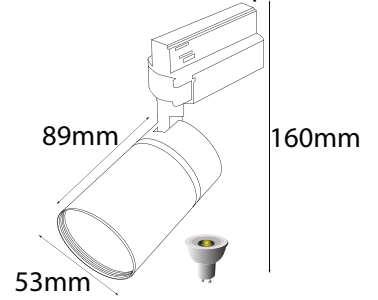
COMBI C1004K


The lamp housing is made from High purity aluminum alloy paint sprayed in white, grey or black. Emiting angle is adjustable apply to QR-CB51, GU10, 3 phase 4 wire adaptor Ritation 350° and Tilt 90°

Applications: Hotel, Apartments, Villas, Residences, Restaurants, Cafe, Home, ...



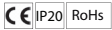
3 Phase 4 Wire Adaptor



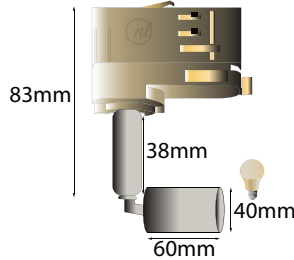
COMBI C1005K 


The lamp housing is made from High purity aluminum all paint sprayed in white, grey or black. Emiting angle is adjustable apply to E27 3 phase 4 wire adaptor Ritation 360° and Tilt 90°

Applications: Hotel, Apartments, Villas, Residences, Restaurants, Cafe, Home, ...



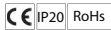
3 Phase 4 Wire Adaptor



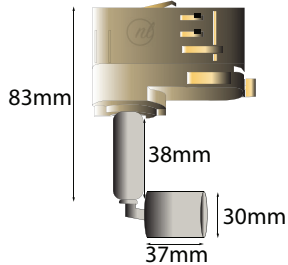
COMBI C1006K 

The lamp housing is made from High purity aluminum all paint sprayed in white, grey or black. Emiting angle is adjustable apply to GU10 3 phase 4 wire adaptor Ritation 360° and Tilt 90°

Applications: Hotel, Apartments, Villas, Residences, Restaurants, Cafe, Home, ...



3 Phase 4 Wire Adaptor



NELUX ARCHITECTURAL LIGHTING



Assembling Workhouse

22, Kin Fat Street, Sun Hing Industrial Building , 11th Floor, Unit 14
Tuen Munt , Hong Kong, China

Head Office

18 Harbour road, Central Plaza, 32 Floor, Office 3208
Wanchai, Hong Kong , China

Telephone

+852 28600042

Fax

+852 28600066

Skype neluxlighting

Instagram Nelux_HK

Website www.nelux.com.hk

Alibaba <https://nelux.en.alibaba.com/>

Whatsapp +852 5342 5197

LIGHTING PRODUCT DESIGNERS AND MOLD MANAGEMENT